




GIRL Emotion Memory

DIRECTIONS

1. Print file.
2. Cards will need a back. Print Emotion Memory back and glue cards together.
Or glue cards to pieces of cardstock or patterned paper.
3. Cut out cards to guide lines.


PLAYING INSTRUCTIONS

1. Place all cards face down.
2. Each player takes a turn turning over two card.
3. If the player gets a match, they must make the following statement before they are allowed to keep the cards. The statement is: **"I feel (emotion) when _____."**
4. Player may continue turning over cards until they no longer get a match.
At which point it's the next player's turn.




Calm

Smarter Parenting



Calm

Smarter Parenting




Hurt

Smarter Parenting




Hurt

Smarter Parenting




Excited

Smarter Parenting




Excited

Smarter Parenting



Happy

Smarter Parenting



Happy

Smarter Parenting




Sad

Smarter Parenting




Sad

Smarter Parenting




Angry

Smarter Parenting




Angry

Smarter Parenting




Scared

Smarter Parenting




Scared

Smarter Parenting




Silly

Smarter Parenting




Sad

Smarter Parenting




Laughter

Smarter Parenting




Laughter

Smarter Parenting




Fear

Smarter Parenting




Fear

Smarter Parenting




Love

Smarter Parenting




Love

Smarter Parenting



Disgust

Smarter Parenting



Disgust

Smarter Parenting